




**BOSCH**

Invented for life

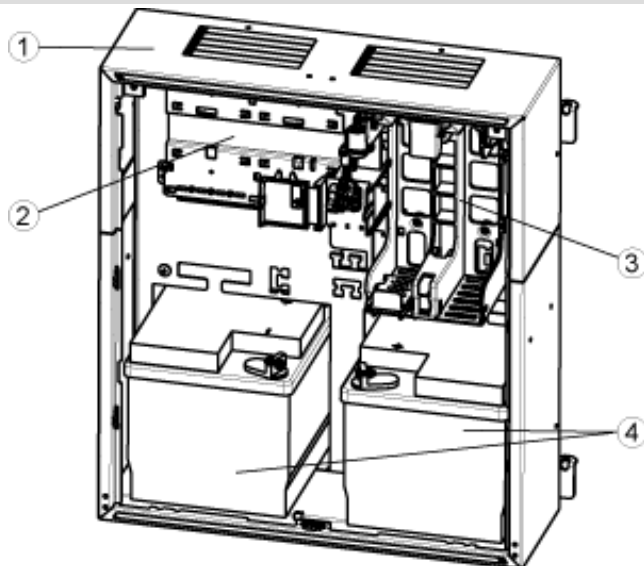
# FPP-5000 External Power Supply Unit Kit 24 V/6 A



- ▶ **Charging process controlled by temperature and time**
- ▶ **Voltage outputs each electronically fused and connectable in parallel**
- ▶ **Can hold two batteries**

The FPP-5000 External Power Supply Unit Kit is designed for universal power supply, and has space for two 12 V/40 Ah batteries. This is configured using components of the Modular Fire Panel FPA-5000.

## System Overview



### Pos. Description

- |   |  |
|---|--|
| 1 | Power Supply Housing, Frame Installation, medium PMF 0002 A                            |
| 2 | Mount for 1 Panel Rail Short PRS 0002 A to hold 1 Battery Controller Module BCM 0000 B |
| 3 | Power Supply Bracket for 1 UPS 2416 A Universal Power Supply 24 V/6 A                  |
| 4 | Space for 2 batteries 12 V/40 Ah   |
- The Power Supply Housing is positioned on a Mounting Frame Medium FMH 0000 A (not shown).

### Functions

In the case of the FPP-5000 Power Supply Unit, the Panel Rail made of glass fiber reinforced plastic is fitted a BCM 0000 B Battery Controller Module.

The Power Supply Unit is inserted into the Power Supply Bracket, and is immediately operational via the pre-wired plug-and-socket connections.

The bracket is equipped with a thermal sensor.

The Universal Power Supply UPS 2416 A is protected against excess voltage and reversed polarity. The output voltage is monitored and controlled externally. The output FAULT signals that a malfunction has occurred. The green onboard LED shows that the unit is operational.

The BCM 0000 B Battery Controller Module monitors the power supply and controls the charging of the batteries (2 x 12 V / 40 Ah), subject to temperature parameters and set times.

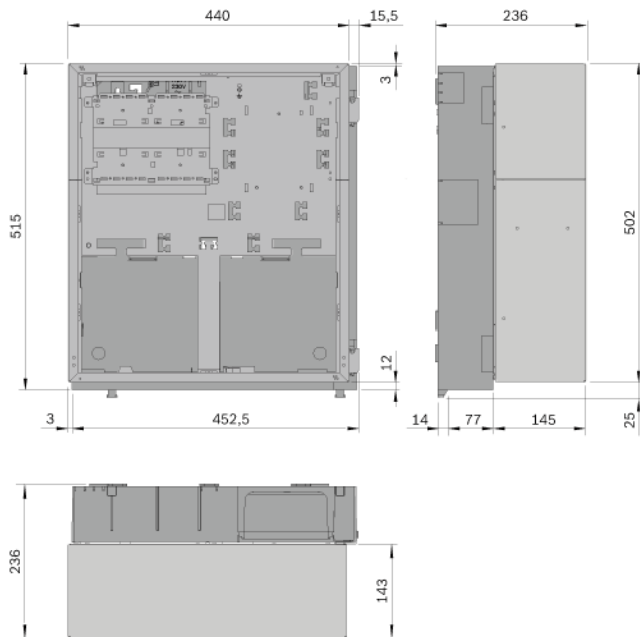
Each voltage output is electronically fused. All voltage outputs can be connected in parallel.

### Certifications and Approvals

Region	Certification	
Germany	VdS	G 205050 FPP-5000
Europe	CE	FPP-5000
Russia	GOST	POCC DE.C313B06299
Bulgaria	GD FSPP	POPSd 61 FPP-5000

### Installation/Configuration Notes

#### Installation dimensions



### Parts Included

Amount	Components
1	PMF 0002 A Power Supply Housing Frame Installation medium, with Power Supply Bracket
1	FMH 0000 A Mounting Frame Medium
1	UPS 2416 A Universal Power Supply 24 V/6 A
1	PRS 0002 A Panel Rail Short
1	BCM 0000 B Battery Controller Module
1	CPB 0000 A Cable Set BCM/UPS
1	CBB 0000 A Cable Set BCM/Battery
1	Battery pole connection cable for Frame Installation Housing
1	Supplementary package

**Note** Optional: Earth Bar FPO-5000-EB

### Technical Specifications

#### Electrical

Input voltage range	100 V AC ... 240 V AC
Input frequency range	50 Hz ... 60 Hz
Efficiency	85%
Bridging time	> 100 ms at 230 V AC
Output voltage	
• Mains supply	26 ... 29 V DC (dependent on temp.)
• Mains supply nominal	26.8 V DC (at 40 °C)
• Battery supply	21 ... 23 V DC
Max. output current	6 A
Max. output	160 W (permanent)
Capacity of the outputs BAT FAULT, AC FAULT	max. 500 mA (at 24 V DC)
Voltage outputs	
• AUX 1, AUX 2, AUX 3	Battery buffered, max. 1.4 A
• AUX 4, AUX 5, AUX 6	Battery buffered, max. 0.5 A

#### Mechanics

Housing material	Sheet steel, painted
Housing color	Slate gray, RAL 7015 Front: anthracite gray, RAL 7016
Dimensions (installed)	Approx. 502 x 450 x 327 mm (approx. 19.8 x 17.7 x 12.9 in.)

**Environmental Considerations**

Classes of equipment as per EN 60950	Class I equipment
EMC interference stability	EN 50130-4 / UL 864 / FCC part 15
EMC interference emission	EN 50081-1 / UL 864 / FCC part 15
Permissible operating temperature	-5 °C ... 50 °C (23 °F ... 122 °F)
Permissible storage temperature	-20 °C ... 60 °C (-4 °F ... 140 °F)
Relative humidity	Max. 95% non-condensing
Cooling	Ventilation without ventilator

**Ordering Information**

**FPP-5000 External Power Supply Unit Kit      FPP 5000**  
**24 V/6 A**

**Americas:**

Bosch Security Systems, Inc.  
130 Perinton Parkway  
Fairport, New York, 14450, USA  
Phone: +1 800 289 0096  
Fax: +1 585 223 9180  
security.sales@us.bosch.com  
www.boschsecurity.us

**Europe, Middle East, Africa:**

Bosch Security Systems B.V.  
P.O. Box 80002  
5600 JB Eindhoven, The Netherlands  
Phone: +31 40 2577 284  
Fax: +31 40 2577 330  
emea.securitysystems@bosch.com  
www.boschsecurity.com

**Asia-Pacific:**

Bosch Security Systems Pte Ltd  
38C Jalan Pemimpin  
Singapore 577180  
Phone: +65 6319 3450  
Fax: +65 6319 3499  
apr.securitysystems@bosch.com  
www.boschsecurity.com

**Represented by**